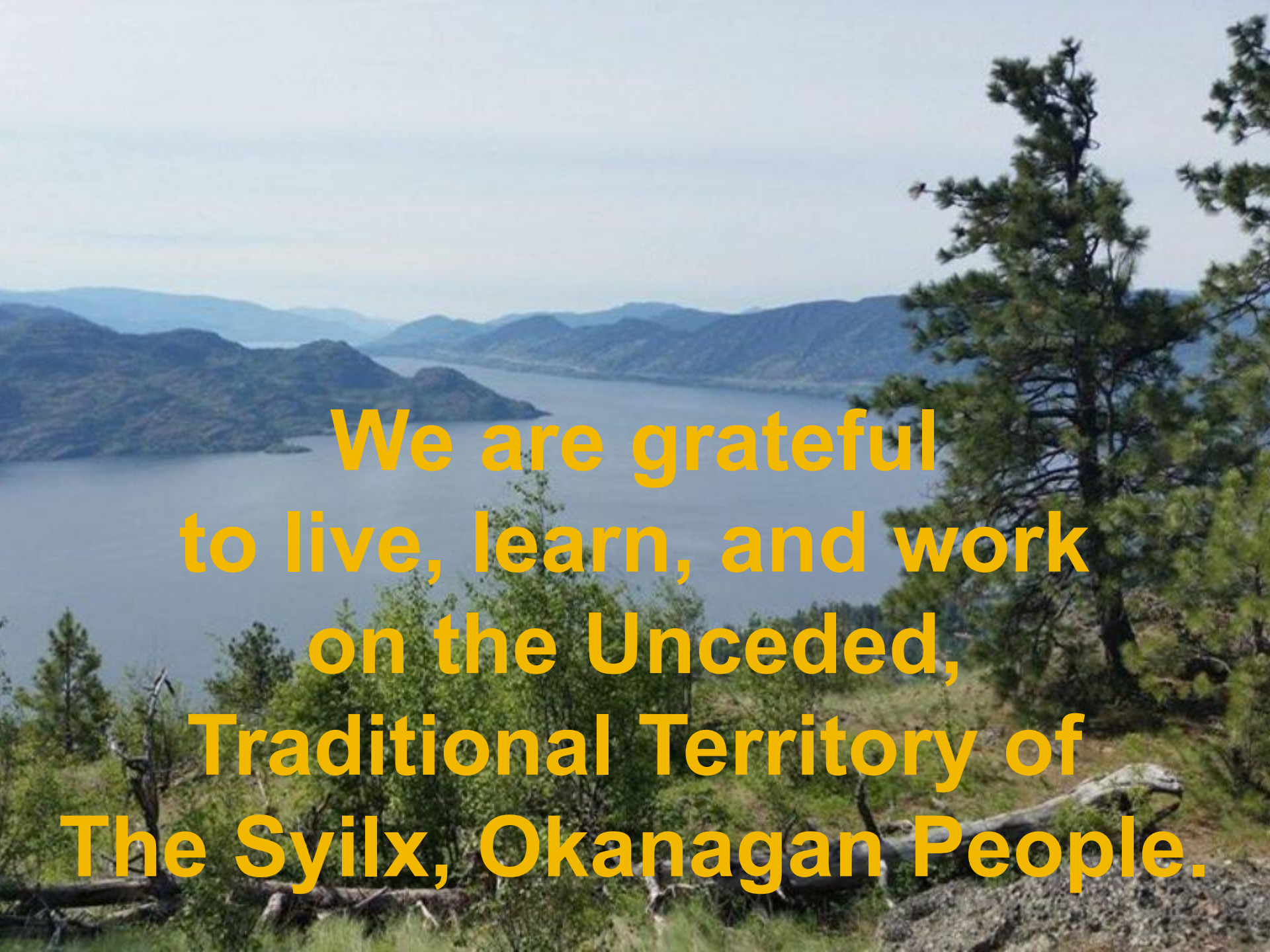


Post Secondary Prep

Session #3

- **Post-Secondary Planning File - getting organized!**
- **Student Transcript Service**
- **Online courses**
- **Review: Sources of Funding**
- **A year of post-secondary**
- **What is a post-secondary ACADEMIC CALENDAR?**
- **How to read COURSE INFO in Post-Sec Academic Calendar**
- **Okanagan College:** Updates, deposits, course planning, student supports
- **UVIC:** Updates, deposits, Registration 101, program planning sheets
- **UBC:** Updates, deposits, course planning, student supports
- **Residence Living:** what to pack & tips for living on campus
- **Upcoming Dates**





**We are grateful
to live, learn, and work
on the Unceded,
Traditional Territory of
The Syilx, Okanagan People.**

COUNSELLING at Mount Boucherie Secondary

[Home](#) [New Students](#) [Learning Info](#) [Help & Support](#) [Post-Secondary](#) [Graduation](#) [Indigenous Students](#)



COUNSELLORS at MOUNT BOUCHERIE SECONDARY

Mr. Tom Harbour

Students with last names

A-G

tom.harbour@sd23.bc.ca

Ms. Karen Gilbert

Students with last names

H-N

karen.gilbert@sd23.bc.ca

Mr. Roger Bridges

Students with last names

O-Z

roger.bridges@sd23.bc.ca



Ms. Madison Gorman

Counselling Centre Manager

madison.gorman@sd23.bc.ca

250-870-5101 ext. 6707

Mount Boucherie Secondary School 2751 Cameron Road / West Kelowna, BC / V1Z 2T6 / Phone: 250-870-5101 / Fax: 250-870-5001

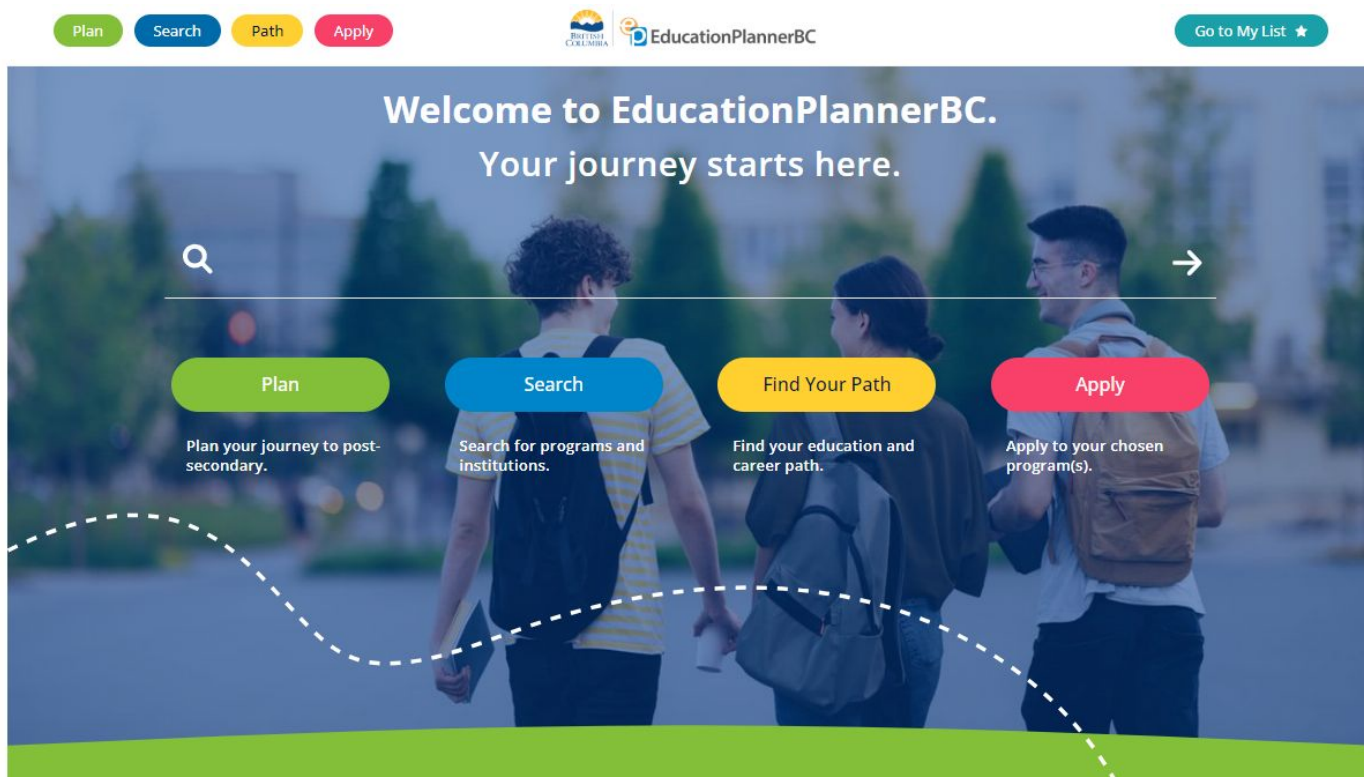
mbshelp.weebly.com

[MBS site](#) [Students](#) [Counselling](#)

Post-Secondary Information

The EducationPlannerBC site is fantastic for searching programs, planning your education, & even applying!

educationplannerbc.ca



Post-Secondary Information

The [Post-Secondary BC site](#) supports students & parents with information to make the best post-secondary decisions. Search programs, check for updates, & find events from almost all public B.C. Post Secondary Institutions.



POST-SECONDARY BC

FOR STUDENTS

FOR PARENTS

FOR COUNSELLORS



Institution Directory

Education Explorer

News

Knowledgebase

Events

A photograph of several students in a classroom setting, some looking at laptops and others talking. The image has a blue tint.

**Connecting students with
their best post-secondary
opportunities.**

We respectfully acknowledge that the institutions of the PSBC community are located on the territories of many First Nations across the province of British Columbia, on whose traditional and unceded territories we live, learn, play and do our work.

I'm interested in:

Area of Study

All Areas of Study ▾

Institutions

Any Institution ▾

Credential

All Credentials ▾

VIEW OPTIONS →

Post Secondary Planning File

- ✓ Research, Brochures, calendars, pamphlets, emails, etc.
- ✓ PSP #1 & #2 slides/notes
- ✓ PEN number
- ✓ Print outs of critical emails (acceptance, student numbers, etc)
- ✓ **LOGIN DETAILS:**
 - Student Transcripts Service login & password
 - Student numbers for each institution
 - Campus Login usernames & passwords for campus accounts of each institution



**KEEP CAREFUL TRACK OF
DEADLINES!**

MAKE SURE YOU ARE ORGANIZED!

Student Transcript Service

www.StudentTranscripts.gov.bc.ca

- Must have your PEN # to create your account & complete your PSI choices (& to check your transcript)!
- **Identify that you would like interim and final marks sent to selected PSI's when they become available**
- This allows the post secondary school to receive your marks electronically
- ALL students planning to attend Post –Secondary should do this **ASAP**
- This is the same site/account where students access transcripts, verify grades, and later view Ministry scholarships if awarded.



Marks Matter ALL YEAR LONG

- Marks are transferred from the Ministry of Education electronically to post-secondary institutions in May and July.
- It is IMPERATIVE that your grades are meeting the admission standards as set by the college/university.
- Admission offers CAN BE RESCINDED if marks drop below the admission standards of the school

WORK HARD RIGHT TO THE END OF THE YEAR!

WARNING: ONLINE COURSES

- As a *guideline*.... grade 12 students taking an online course **required for graduation** should be 90% complete by **mid-May**. **This will position students to be fully complete by the end of the school year.**
- **Please note: Eschool courses must be completed by June 14th or earlier.**
- If you are taking an online course for post-secondary entrance, remember that **your PSI may require you to complete the course sooner than the online school requires.** This may delay or cancel your offer of admission.

Have you planned your budget?

Remember, you will have to pay for:

- ✓ Registration Deposits (\$250 or more)
- ✓ Housing Application fees & deposits (\$50 - \$500+)
- ✓ Books & Supplies
- ✓ Technology (if required)

ALL BEFORE SEPTEMBER!

*...and first semester tuition is typically due
the first week of September!*

Review of Funding Sources

General Sources	• MBSS Counselling → Post-Sec / Indigenous Students
	• studentscholarships.org
	• scholarshipscanada.com
	• studentawards.com
Specific Sources	• BC Ministry of Education Scholarships (*District Authority)
	• COBSS (handed out at ceremonies in June)
	• Institution specific funding
Public Sources	• Community opportunities
	• Student loans studentaidbc.ca (*available in June)
	• Student Lines of Credit
	• Parent/Relative affiliations through work/organizations (ie: Costco)

Review PSP #2 for further details & examples.

Ministry of Education:

District / Authority Scholarships

\$1250 scholarship (approx. 45 / year to MBS)

- This scholarship rewards those who demonstrate excellence in chosen field of interest or strength.
- Students require teacher nomination, & complete online application
- Tuition vouchers are mailed to recipients in Oct. of 2024
- Vouchers may be used up to 5 years after receipt

ANY STUDENTS WHO PLAN TO PURSUE A CAREER IN ANY OF THE FOLLOWING:

- **Fine Arts**
- **Applied Skills**
- **Physical Activity**
- **International Languages**
- **Technical & Trades training**
- **Community Service**
- **Indigenous Languages & Culture**

**See Mr. Bone in CAREER
CENTER for more
information.
Deadline: May 1st**

Lines of Credit vs. Student Loans

	Student Line of Credit ARRANGE AT A BANK	Student Loan studentaidbc.ca (& your PSI)
possible Pros	<ul style="list-style-type: none"> ● Low interest rates customized for students ● Interest only payments while in school and during grace period ● You only owe what you spend ● Boosts your credit score if payments made on time ● Possible to get more money than with a student loan 	<ul style="list-style-type: none"> ● Don't have to make payments until after 6 month grace period ● Don't need a co-signer ● Repayment assistance plan possibilities ● Amount loaned largely based on financial need
possible Cons	<ul style="list-style-type: none"> ● May need a co-signer (parents?) ● Have to make interest payments while in school 	<ul style="list-style-type: none"> ● Parents' income affects loan amount ● Have to repay entire loan amount and provincial interest (*no interest charged for federal student loan)

Accredited Institutions

- If you are using COBSS bursaries, student loans, or a provincial scholarship to pay for your tuition, you must be attending an *accredited* institution
- Most public post-secondary institutions are accredited.

Use this button on the COBSS homepage to check your institution.



Is Your PSI Accredited?

To check if your institution is accredited go to:

Canada 

<https://www.canada.ca/en/employment-social-development/programs/post-secondary/designated-schools.html>

US 

<http://www.cra-arc.gc.ca/chrts-gvng/qlfd-dns/qd-lstngs/prscrbdnvrsts-lst-eng.html>

Non University

<http://www.privateinstitutions.gov.bc.ca/students/pti-directory>

A Year at Post-Secondary

The FALL Semester



Semester 1: Sept. - Dec.	
Course 1	3 credits
Course 2	3 credits
Course 3	3 credits
Course 4	3 credits
Course 5	3 credits
<i>* a student may have additional scheduled time for labs, tutorials, etc. during both or either semester</i>	
TOTAL UNITS of Semester 1	15 credits

A Year at Post-Secondary

The WINTER Semester



Semester 2: Jan. - April	
Course 1	3 credits
Course 2	3 credits
Course 3	3 credits
Course 4	3 credits
Course 5	3 credits
<i>* a student may have additional scheduled time for labs, tutorials, etc. during both or either semester</i>	
TOTAL UNITS of Semester 2	15 credits

A Year at Post-Secondary

The SPRING/SUMMER Semester



May - August



- * Spring & Summer courses are possible, but usually limited offerings.
- * College & university campuses are pretty quiet with reduced office hours and campus services.
- * Most students get a job to pay for the next academic year!

A Year at Post-Secondary

Semester 1: Sept. - Dec.		Semester 2: Jan. - April		May - August
Course 1	3 credits	Course 1	3 credits	* Spring & Summer courses are possible, but usually limited offerings. * Campuses are quite quiet * Most students get a job to pay for the next academic year!
Course 2	3 credits	Course 2	3 credits	
Course 3	3 credits	Course 3	3 credits	
Course 4	3 credits	Course 4	3 credits	
Course 5	3 credits	Course 5	3 credits	
<i>* a student may have additional scheduled time for labs, tutorials, etc. during both or either semester</i>				
TOTAL UNITS of Semester 1	15 credits	TOTAL UNITS of Semester 2	15 credits	
TOTAL UNITS from a full time year at post-secondary				30 credits
TOTAL UNITS for a Bachelor of Arts or Bachelor of Science DEGREE				120 credits
(4 years x 30 units / year)				

What is a Post-Secondary ACADEMIC CALENDAR ?

OC

Academic Calendar

Calendar 2023 24

Introduction

Region

Admissions

Registration

Fees

Important Dates

Co operative Education

International Education

Programs

Courses

Policies

Archived Calendars

Calendar 2022 23

UVIC

Academic Calendar

Home

Courses

Programs

Faculties and departments

Fees, policies and regulations

General Information

Research

Terms used at UVic

UBCO

Calendar Sections

Home

Dates and Deadlines

Academic Year

Admissions

Fees

Establishment and Constitution

Campus-wide Policies and Regulations

Services and Organizations

Research Institutes

Faculties, Schools, and Colleges

Alternative Study Options

Course Descriptions

Emeriti Staff

Enrolment Statistics 2023/24

Calendar History

Calendar Archive

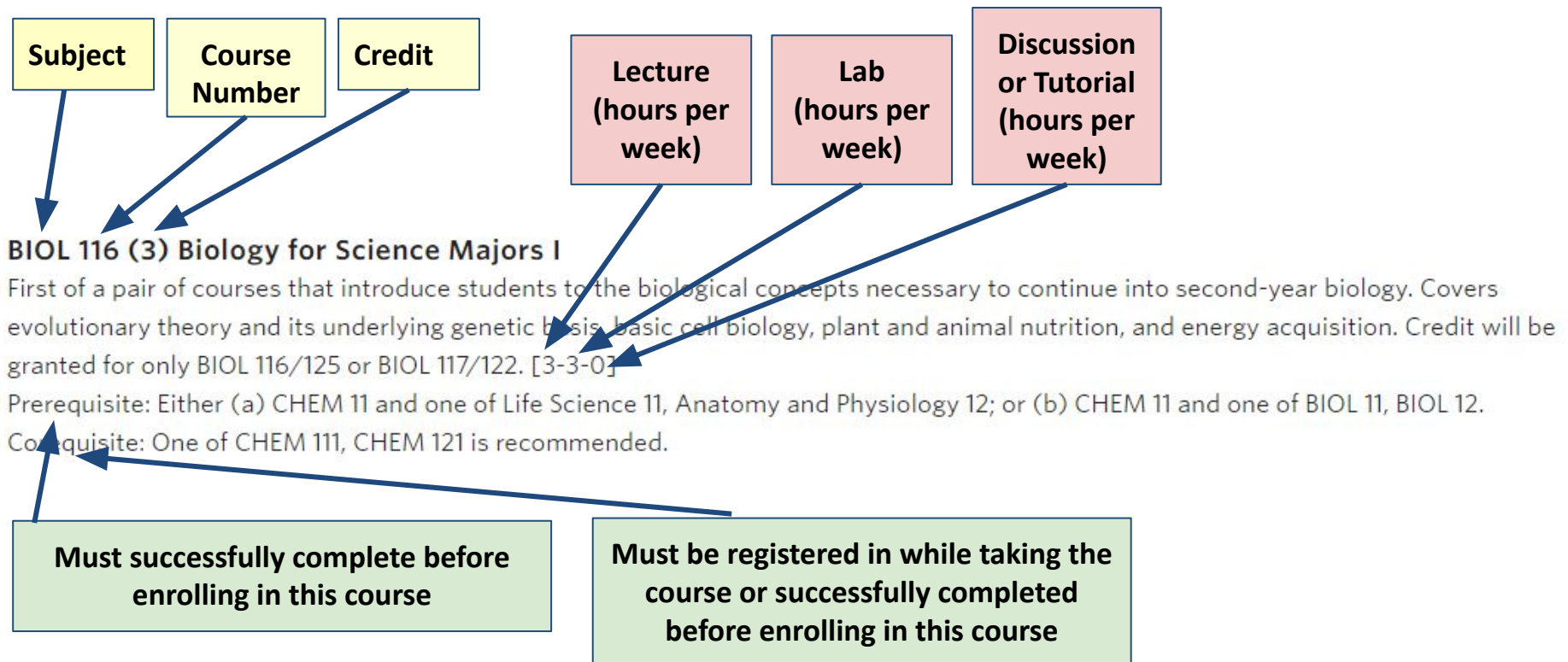
Contact Us

**The school's
"RULE BOOK"**

A post-secondary institution's published rules, regulations, academic policies, important dates, programs (& their requirements), and courses.

How to Read COURSE INFORMATION in the Post-Secondary Academic Calendar

Search “academic calendar” on your PSI’s site.
Look for “courses” / “course info” / “course descriptions”.





Okanagan College

<https://www.okanagan.bc.ca/>



OC: Admissions



- Applications are still open to many programs
- Most programs available until all seats are filled (exception are LPN and Dental Assisting)
- Even if you do not have all of the entrance requirements fulfilled, contact OC admissions for options at 250-762-5445 or <https://www.okanagan.bc.ca/education-advising#admissions>



OC: Admissions



- Once you receive your letter acknowledging your application, ensure you complete all tasks required, such as:
 - proof of enrolment in English 12, transcript sent, etc.
- Important dates/deadlines vary, so **please check your correspondence in your myOkanagan account carefully.**
- Pay your deposit to secure your seat deposit amounts vary by program. Check website for details.
Ex: Health/Tech/Trades: \$200 (+ \$200 more approx. 90 days before start of program)
All others: \$200
- **Choose and plan out your courses prior to your course registration date**
- You will be given a registration package which will outline the process



OC: SCHEDULES



- **Once you are accepted, log into your “myOkanagan” account. This will be your guide for courses, creating schedules, finances, etc. Check regularly!**
- Students choose courses and create schedules for Associate of Arts, Associate of Science, & Business only.
- All other programs have set schedules.
- Log in to “myOkanagan” to see set schedules.
- Need help planning courses? (scroll down to “Plan your courses”)
<https://www.okanagan.bc.ca/education-advising#planning>

**PLAN AHEAD IF YOU WANT TO SEE AN
EDUCATION ADVISOR ABOUT COURSES.**



OC: SCHEDULES



- Course times will be posted in *Classfinder* in your “myOkanagan” account mid June so students can pre-plan their schedules. Create more than one possible schedule.
- Be sure to look at courses for prerequisites. You may register for any class so make sure you have the required prerequisite course(s). It is on you.
- Need help? Access registration video on “MyOkanagan” account under **“Course registration help”**



Okanagan College



Registering for your courses

<https://www.okanagan.bc.ca/office-of-the-registrar/how-to-register>

How to register

Once you have been accepted into your program you may need to register into your courses online through your [myOkanagan](#) account.

1. Do I need to register myself?

If your program is not listed [below](#) we will register you into your courses and we will send you your schedule and invoice via email. You can also view your registration on your [myOkanagan](#) account (Student page > My Week-at-a-Glance Schedule).

2. Build your schedule in Plan Ahead

The 'Plan Ahead' option in Banner Self-service allows you to build your schedule before your registration date. Once your registration window opens, you can register some or all of your courses directly from your plan. [Learn more about Plan Ahead.](#)

Useful links

- [ClassFinder](#)
- [Registration Dates](#)
- [Waitlist Information](#)
- [Transfer Credit \(to OC\)](#)
- [Course Equivalency](#)
- [Education Advising](#)
- [Important International Student Registration/PGWP Note](#)

ALL campuses: 1st year students register early July



Okanagan College Advisors



NINA CASANO

Recruitment and Events Coordinator

250-762-5445 ext 4161

ncasano@okanagan.bc.ca

AskOC@okanagan.bc.ca

Michelle Somerville

Education Advisor

250-862-5656

msomerville@okanagan.bc.ca

AskOC@okanagan.bc.ca

Vivian Moretti

Education Advisor

250-862-5656

vmoretti@okanagan.bc.ca

AskOC@okanagan.bc.ca

Questions about OC?

Need help planning your program?

AskOC@okanagan.bc.ca



OC: Student Support



“ACCESSIBILITY SERVICES”

- Mental Health conditions- Anxiety/Depression
- Learning Disabilities- Dyslexia/ Dysgraphia
- Neurological Disabilities- ADHD/Autism Spectrum
- Physical Disabilities/ Hearing / Vision

**PLAN AHEAD!! Connect with these services
PRIOR to the start of your program so they can
PROACTIVELY support you!**



OC: Student Support



- Can provide separate setting, supports
- All services confidential
- Call for information 250-862-5451.

Samantha Matychuk

Accessibility Services Coordinator

smatychuk@Okanagan.bc

250-762-5445 ext 4477

The logo for the University of Victoria (UVIC) features the letters 'UVIC' in a bold, blue, sans-serif font. A vertical bar with a gradient from orange to yellow is positioned between the 'V' and the 'I'.

UNIVERSITY
OF VICTORIA

UVIC

<https://www.uvic.ca>



UVIC: Admissions



- NetLink ID → uvic.ca/netlink
- Your unique username and passphrase used to access UVIC systems and services, including:
 - Housing application
 - Scholarship application
 - Course registrations
 - Academic records
- Check your submitted application & status
- Most conditional offers of admission have been made
- Selective programs (or those with supplemental information) may not make all selections until April



UVIC: What's Next?



What's next?

- Keep checking status of application on NetLink
- Pay \$250 acceptance deposit when you receive offer of admission (**by May 1st**)
- Apply for specific-criteria scholarships **by April 30**
- Apply for housing by May 1st



UVIC: Registration 101



- Attend a **PROGRAM PLANNING WEBINAR** or contact your academic advisor to start planning for your first year.
- Dates and times are posted for each program. **REGISTER IN ADVANCE!**

Program planning

Ready to jump in? Attend a program-planning webinar or contact your academic adviser to start planning for your first year at UVic.

Business	▼
Education	▼
Engineering and Computer Science	▼
Fine Arts	▼
Human and Social Development	▼
Humanities, Science and Social Sciences	▼

<https://www.uvic.ca/undergraduate/tours-events/events/registration-101/index.php#ipn-course-registration>



UVIC: Registration 101



Use **PROGRAM WORKSHEETS** to help you with program planning. They help you choose and schedule the courses you need for your degree.

<https://www.uvic.ca/students/undergraduate/program-planning/program-worksheets/index.php>

UVIC PROGRAM PLANNING WORKSHEET

This worksheet is for **PLANNING PURPOSES ONLY** and does not replace your CAPP report once you have declared your program. In the event of any discrepancy, your CAPP report and the academic calendar will be considered the authority.

Biology Major (BSc)

Faculty of Science, Department of Biology

Year 1

Course requirement	Units	Taken
BIOL 184	1.5	
BIOL 186	1.5	
CHEM 101	1.5	
CHEM 102	1.5	
MATH 100 and 101; or MATH 109 and 101; or MATH 102 and 151 *	3.0	
PHYS 102A and 102B; or PHYS 110 and 111; or PHYS 120 and 130	3.0	
Approved AWR course (or elective)	1.5	
Electives (any level)	1.5	

Year 2

Course requirement	Units	Taken
BIOC 299, 300A, or 300B *	1.5	
BIOL 215	1.5	
BIOL 225	1.5	
BIOL 230	1.5	
CHEM 231	1.5	
CHEM 234	1.5	
STAT 255 or 260	1.5	
Science course (any level) *	1.5	
Electives (any level)	3.0	

Years 3 & 4

Course requirement	Units	Taken
BIOL 355	1.5	
Two of BIOL 307, 309, .., 449 *	3.0	
BIOL or MRNE courses (300/400-level) *	10.5	
Consult Biology course descriptions for program requirement exclusions		
Science courses (any level) *	3.0	
Electives (300/400-level)	6.0	
Electives (any level)	6.0	
Total units required for degree	60.0	

This worksheet is based on the **May 2024** calendar.
Have questions? Visit [uvic.ca/academic-advising](https://www.uvic.ca/academic-advising)

PROGRAM & COURSE NOTES

Course requirements with an asterisk (*) have associated details; consult the program entry in the Academic Calendar for more information. It is your responsibility to ensure you are informed about all supplemental information related to courses, as they apply to your program, including prerequisites.

FACULTY & UNIVERSITY REQUIREMENTS

In addition to the listed courses, you must satisfy all requirements for the Faculty of Science, as well as complete at least 30 of the minimum 60 required units at UVIC. Within these 60 units, 21 units must be upper-level (300/400-level) courses, and 18 of those 21 units must be taken at UVIC.

ACADEMIC WRITING REQUIREMENT

If you have not already satisfied UVIC's Academic Writing Requirement (AWR), you will need to complete one of ATWP 135, ENSH 101, ENSH 102, or another approved course. Some programs require these courses in addition to the AWR.

DECLARING YOUR PROGRAM

Students are normally expected to request to declare their academic program at the end of first year.

Declared students have access to a CAPP report for tracking graduation requirements.



UVIC: Registration 101



- Attend a **COURSE REGISTRATION WEBINAR** to learn how to choose your courses, build your timetable, and navigate the registration system.
- Dates and times are posted. **REGISTER IN ADVANCE!**



<https://www.uvic.ca/undergraduate/tours-events/events/registration-101/index.php#ipn-course-registration>



UVIC: Advisor



Contact UVIC Advisor for any other questions

Shane Hartman

Recruiter: Indigenous Students & Okanagan Region

250-853-3729

indigenous.recruiter2@uvic.ca

Link online to email Shane or book appointment:

<https://www.uvic.ca/undergraduate/contact/contact-a-recruiter/recruiters/meet-shane-hartman.php>



UBC

<https://you.ubc.ca/>



UBC: Admissions



- First round offers complete.
- Students who did not receive a first round offer will now be considered. Offers out by mid/end of April.
- Receive decision or waitlisted depending on program
- Accept offers by either May 1st or June 1st and pay your **\$500 acceptance deposit** to UBC with credit card or online banking
- All offers are conditional – you must maintain grades to ensure acceptance
- Course information and registration occurs in June.
- You will be given specific date for your course registration
- <https://you.ubc.ca/applying-ubc/blog/>

Plan ahead. Contact UBC advisors with any questions.



UBC: Admissions



Accepted to **UBC OKANAGAN**:

Contact Student Services on the Okanagan Campus for assistance with next steps, such as course registration, course planning and finances.

<https://students.ok.ubc.ca/academic-success/academic-advising/>

Accepted to **UBC VANCOUVER**:

Students who have been admitted and accepted their offer will be assigned an Enrolment Services Advisors (ESA)

<https://students.ubc.ca/about-student-services/enrolment-services-advisors> to help with financial, academic & health resources. Students can expect an email from their ESA.



UBC: Navigating your Degree



DEGREE NAVIGATOR:

- View program requirements & plan your degree
- View course information as outlined in UBC Academic Calendar

Access: Log into the Student Service Centre (SSC) and click on “Degree Navigator” under “Registration”. You must have accepted an offer to access.

*** Tutorials available along with Degree Navigator Tip Sheet at:
<https://students.ok.ubc.ca/academic-success/degree-planning/>

FIRST YEAR ADVISING GUIDES:

<https://students.ok.ubc.ca/academic-success/degree-planning/>

Choose your program and the advising guides will outline first year required and elective courses and options.



UBC



Registering for your courses

<https://you.ubc.ca/applying-ubc/admitted/register/>

Register for your courses

Course registration begins in June. Two weeks before you're eligible to register online, you will receive an email with your assigned registration date and time. It is very important that you register at that date and time – regardless of where you are in the world – for your best chance at securing your first choice of courses.

On this page:

- [How to register for your courses](#)
- [Registration deadlines](#)
- [Registration resources](#)
- [How to build your timetable](#)

Okanagan campus: 1st year students register June 24th & 26th
Vancouver campus: 1st year students register (to be announced)



UBC



Advising Timeline

Academic Advising Student Timeline

1st Year

- Familiarize yourself with the Academic Calendar, the Student Service Centre (SSC), Degree Navigator, and your UBCO campus resources
- Meet with an advisor prior to your registration date to ensure you understand your first-year degree requirements and receive assistance with your course selection
- Get your UBC Student Card through Student Services & Financial Assistance
- Start strong! Schedule a Learning Support meeting with an advisor to brush up on your study skills and exam writing skills!

2nd Year

- Meet with an advisor prior to your registration date to discuss your program and course planning for the upcoming school year
- Think about your specialization – do you know what you would like to major in?
- Review your academic requirements in the Academic Calendar and Degree Navigator
- Get involved! Check out the great ways to volunteer and contribute to your campus and local community!

ACADEMIC ADVISING INFO:

<https://students.cms.ok.ubc.ca/wp-content/uploads/sites/90/2019/07/Academic-Advising-Syllabus.pdf>



UBC: Campus Tours



Visiting UBC in person or with a live virtual campus tour is the best way to experience life at a global top 40 university.



- A tour will help you get a feel for UBC. You will visit academic, social, and recreational facilities, and ask questions galore!
- Virtual Indigenous campus tours also available (Vancouver)

<https://you.ubc.ca/tours-events/campus-tours/>



UBC Advisors



Contact UBC Advisor for any other questions



UBC: Anthony Dodds

250-807-9269

anthony.dodds@ubc.ca

UBC: Lauren Schroeder

250-807-9159

lauren.schroeder@ubc.ca

UBC/ UBC-O General inquiries: recruitment.ok@ubc.ca, 250-807-8521.

Voicemails are returned within 24hrs, emails usually 3-5 days.



UBC STUDENT SUPPORT



Supports for all types of challenges:

- **Mental Health** (Anxiety, Depression, etc)
- **Learning disabilities**
- **Neurological disabilities** (ADHD, Autism, etc)
- **Physical Disabilities** (Hearing, Vision, etc.)

**PLAN AHEAD!! Connect with these services
PRIOR to the start of your program so they can
PROACTIVELY support you!**



UBC STUDENT SUPPORT



VANCOUVER: “Centre for Accessibility”

<https://students.ubc.ca/about-student-services/centre-for-accessibility>

604-822-5844

info.accessibility@ubc.ca


OKANAGAN: “Disability Resources”

<https://students.ok.ubc.ca/academic-success/disability-resources/>

250-807-8053

drc.questions@ubc.ca

**Questions? Concerns?
Special Circumstances?**



**CONTACT YOUR
INSTITUTION!**

The advisors are there to help you!

TALK TO THEM!

Things to Do

- Ensure that the university/college has been added to your email “safe list” so messages don’t end up in your junk mail
- Check email, student account, & mail frequently as they will be sending you important info about events, upcoming dates, etc.
- Make notes on your calendar about important dates such as self-reporting, registration, welcome day, etc.
- Visit the website (campus student login), plan out your courses, & create multiple schedules so you are ready for your registration date. Make an appointment to see an advisor if necessary.
- Have your courses chosen BEFORE your given registration date

Residence Living

- Apply for housing & pay your deposits
- Confirm dates & deadlines for residence move in days and times



WHAT TO BRING: Your post-sec site will have a list of supplies to bring.

UVIC: <https://www.uvic.ca/residence/future-residents/moving-in/index.php>

UBCV: <https://vancouver.housing.ubc.ca/moving-in/what-should-i-pack/>

University of Calgary: <https://www.ucalgary.ca/ancillary/residence/move-in/what-to-bring>

Western: https://residence.uwo.ca/resources/movein_planning_guide

U of Toronto: <https://www.utsc.utoronto.ca/residences/what-bring>

More Residence Tips

- Foamy for your bed – a good night's sleep is important
- **Mattress enclosure – it's like a hotel mattress**
- Sheets – some res. beds are an odd size of twin XL and sheets are hard to find
- **Ear plugs – dorms can be a noisy environment**
- Set two alarms – especially during midterms and finals
- **Shower flip flops, a robe, and a shower caddy**
- Mini fridge (may want to buy early as they sell out in September)
- **Sticky tack for putting things on your walls – you want your deposit back**
- Some personal items – add some sense of home/personality
- **Skinny hangers/drawer separators – not a lot of storage space**
- Good lighting for your desk/room if not provided
- **Stock up on cold meds, tissues, rapid COVID tests, etc. – you will get sick!**
- Coins, tokens, laundry card depending on the residence building
- **Laundry detergent, disinfectant wipes**
- Calendar/planner – YOU are accountable and each assignment/test is worth a lot
- **Trolley, large suitcases on wheels, heavy duty garbage bags for moving**
- **DON'T LOSE YOUR ROOM KEY, MAIL KEY & STUDENT CARD (expensive to replace)**



More Residence Tips

the ultimate dorm checklist

BEDDING

- o Bed Pillows
- o Blanket or [throw](#)
- o Comforter or duvet
- o Mattress Pad
- o Mattress Foam Topper
- o Sheets
- o [Pillow Cases](#)

tip: layers help you keep it cozy

DECOR

- o Backrest
- o Decorative Pillows
- o Area Rug / Throw Rug
- o Clip or Table Lamp
- o Floor Lamp
- o Over-the-Door Mirror
- o Picture Frames
- o String Twinkle Lights
- o Wall Art
- o Sticky Tack (wall safe adhesive)
- o Over-the-Door Coat Rack

DON'T LOSE YOUR ROOM KEY, MAIL KEY, & STUDENT CARD. THEY ARE EXPENSIVE TO REPLACE!

KITCHEN

- o Bag/Chip Clips
- o Can/Bottle Opener
- o Coffee Maker *
- o Dishes, Cups, & Utensils
- o Dish Soap & Sponge
- o Electric Kettle *
- o Microwave *
- o Mini Fridge *
- o Water Bottle
- o Travel Mug
- o Air Fryer *

BATHROOM

- o Bath Towel
- o Hand Towel
- o Shower Tote / Caddy
- o Robe / Shower Wrap
- o Wash Cloth
- o Flip Flops

tip: flip flops for the shower are super important when sharing a communal bathroom with other students!

PRIVATE BATHROOM

- o Bathroom Rug
- o Shower Curtain, Liner & Hooks
- o Shower Organizer
- o Toothbrush Holder
- o Wastebasket

HEALTH & BEAUTY

- o Deodorant
- o Hair Dryer / Styling Tools
- o Shampoo & Conditioner
- o Shaver
- o Skin Care / Cosmetics
- o Soap
- o Toothpaste
- o Toothbrush

tip: look up your dorm's laundry facilities to see if you need coins, tokens, or a laundry card

LAUNDRY & CLEANING

- o All-Purpose Cleaner
- o Laundry Basket / Hamper
- o Drying Rack
- o Laundry Soap & Dryer Sheets
- o Lint Roller
- o Stain Remover
- o Wastebasket

STORAGE

- o Hangers (thin ones)
- o Drawer organizers
- o Bedside Shelf / Caddy
- o Shoe Storage / Racks
- o Underbed Storage *

Check online for your school's residence info. There will be descriptions and a list of supplies to bring.

tip: choose chargers with extra-long cords. It makes things way easier!

DESK

- o Charging Devices
- o Desk Lamp
- o Desk Organizers
- o Lap Desk
- o Speakers / Headphones
- o Surge Protector
- o Power Bar

OFTEN FORGOTTEN

- o Batteries
- o Flashlight
- o First Aid Kit
- o Light Bulbs
- o Sewing Kit
- o Tool Kit
- o Umbrella
- o Ear Plugs
- o Alarm Clock
- o Tissues
- o Cold Medicine
- o COVID rapid tests
- o ~~Ban-Aids~~
- o Advil / Tylenol
- o Lysol Wipes
- o Extension Cord

*Check Campus Guidelines



Residence Packing List

Thinking of taking your bike or scooter? Check ahead for storage options.



Additional Reminders:



OKANAGAN COLLEGE

- Pay your deposit and verify important dates for your program.
- Ensure you create your MyOkanagan account

UBC/UBC OKANAGAN

- Accept the offer and pay your \$500 acceptance deposit online before May 1 or June 1 (faculty dependent)
- Apply by May 1st for housing to guarantee your 1st year housing
- Residence confirmation comes in early June
- Course registration opens in late June (have your course work lists ready to go)

Upcoming Dates for MBS

- **April 15th** Grad Assembly @ 9:10am
- **May 1st** Deadline to apply for District Authority Scholarship
- **May 18th** Grad Walk, Banquet, & Dance @ Delta Grand
- **May 23rd** Capstone Presentations (2nd semester students)
- **May 30th** Grad Assembly
- **June 7th** Dry Grad (parent organized)
- **June 10th** Indigenous Grad
- **June 14th/15th** Graduation Ceremonies @ MBS
- **June 20th** Grad Day (breaky, car decorating, cap toss on the field)
- **June 21st** Last day of regular classes
- **June 27th** Report Cards available



Good Luck to Everyone!

We wish you the best as
you embark on your
post-secondary education!

*As you hear from Post-Secondary Institutions,
please stop by the Counselling Centre. We love to
hear your happy news & celebrate with you!*

